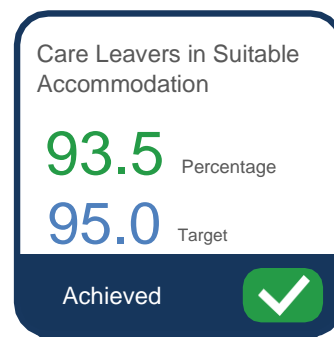


Corporate Parenting Panel



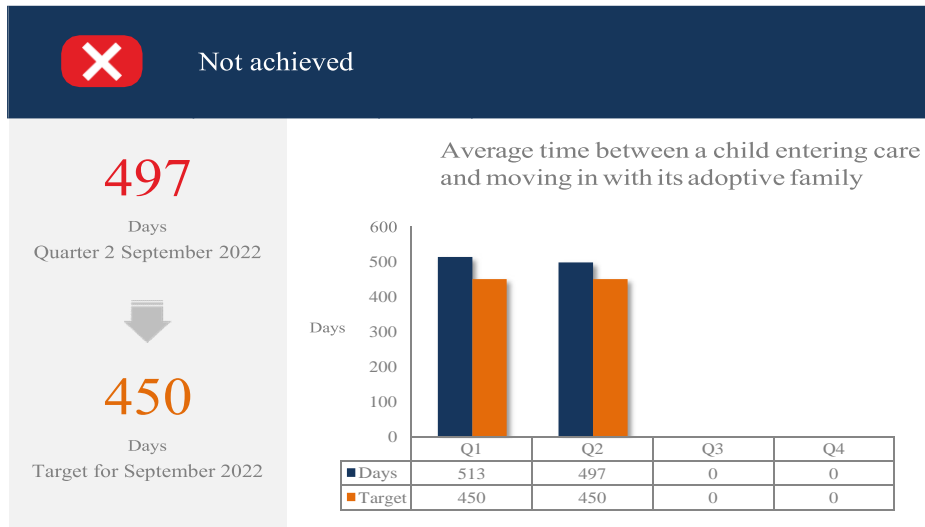


Healthy and Safe

Children are Healthy and Safe

Average time between a child entering care and moving in with its adoptive family

Average number of days between the child entering care and moving in with their adoptive family. A lower number of days taken to move a child from care into an adoptive family indicates a better performance.



About the latest performance

Performance in 2021/22 - Q1: 397, Q2: 455, Q3: 473, Q4: 484

With the continued delays in cases getting through the court and the gradual recovery from the Covid-19 pandemic, Lincolnshire has failed to meet this target this quarter, as all of the children captured in this data will have been delayed in the Covid pandemic. There has been significant delay in getting cases through the courts during Covid, and this will continue to have some impact on the statistics and data for this year and accounts for the increased timescales. This measure is a 'rolling' 3 yearly averages, as we have moved forward the calculation has considered more of the period covered by the pandemic, which has in turn increased the rolling average figure. It is important to note that the figure presented includes some rare anomalies which have also adversely affected the overall timescales, such as one case which lasted for over 2000 days due to an unusual amount of disruption. There are also some children later adopted by their foster carers, but this measure does not properly take in to account the time they began living with those families, producing a longer timescale than there was in reality.

About the target

There has been delay in court proceedings that will have impact on our average days over the next year. Also we have at least one sibling group that have been hard to place, which will have an impact on our performance for this year.

About the target range

A lower value of 495 - if we were to go above 495 days, we would want to highlight this to Scrutiny members.

About benchmarking

Benchmarking information is available up to 2015-2018, however, this has now been discontinued as a national measure.



Healthy and Safe

Children are Healthy and Safe

Average time between the Local Authority receiving court authority to place a child and the Local Authority deciding on a match to an adoptive family

Average number of days between the local authority receiving the court order to place a child and the local authority deciding on a match to an adoptive family.

A lower number of days taken to match a child to an adoptive family indicates a better performance.



Achieved

160

Days

Quarter 2 September 2022

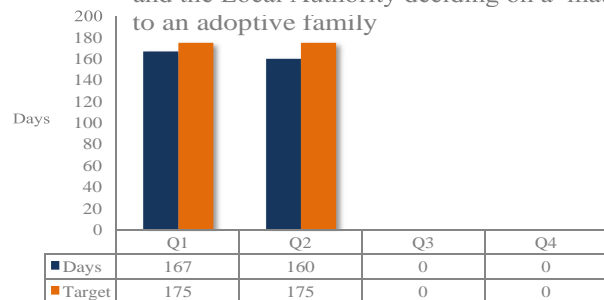


175

Days

Target for September 2022

Average time between the Local Authority receiving court authority to place a child and the Local Authority deciding on a match to an adoptive family



About the latest performance

Performance in 2021/22 - Q1: 156, Q2: 170, Q3: 176, Q4: 164

Performance in Q2 is continuing to improve, and is now better than the target range set at the start of the year. This is due to continued attention to family finding at the earliest opportunity, so that once children are subject to a Placement Order there is wherever possible a placement already identified so that practice is timely and effective.

About the target

The target has remained the same for this year. There has been delay in court proceedings that will have impact on our average days over the next year. Also we have at least one sibling group that have been hard to place, which will have an impact on our performance for this year.

About the target range

Both upper and lower tolerances have been set at 10 days (average).

About benchmarking

Benchmarking information is available.



Healthy and Safe

Children are Healthy and Safe

Fostering/adoption of Children in Care aged 10 to <16 years old

Percentage of Children in Care aged 10 to under 16 who have been fostered or placed for adoption



Achieved

80.0

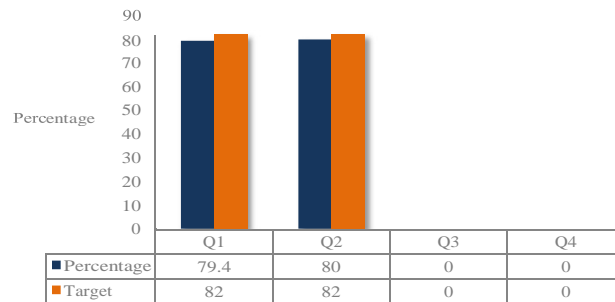
Percentage
Quarter 2 September 2022



82.0

Percentage
Target for September 2022

Fostering/adoption of Children in Care aged 10 to <16 years old



About the latest performance

Performance in 2021/22 - Q1: 76.8%, Q2: 79.3%, Q3: 80%, Q4: 80.4%

Current performance has met the targets set.

About the target

Target reduced to 82% as performance has remained under target at 80% over the past year. This is indicative of a reduction in the number of foster carers, challenges in foster carer recruitment and children with complex needs.

About the target range

A 2% variance is set for the upper value and 3% for the lower value.

Meeting the upper tolerance level would achieve a performance level not reached recently and show a change in the overall trend.

About benchmarking

Benchmarking data no longer available



Healthy and Safe

Children are Healthy and Safe

Number of Children in Care per 10,000 under 18s

Children in Care per 10,000 population aged under 18. There are a number of reasons why a child may be 'looked after' by the local authority. Most often it is because the child's parents or the people who have parental responsibilities and rights to look after the child are unable to care for the child, have been neglecting the child or the child has committed an offence. The local authority has specific responsibilities and duties towards a child who is being looked after or who has been looked after. This measure is reported taking a snapshot in time. So for example Q2 is performance as at 30th September.

A lower rate of children looked after by the Local Authority indicates a better performance.



Achieved

50.0

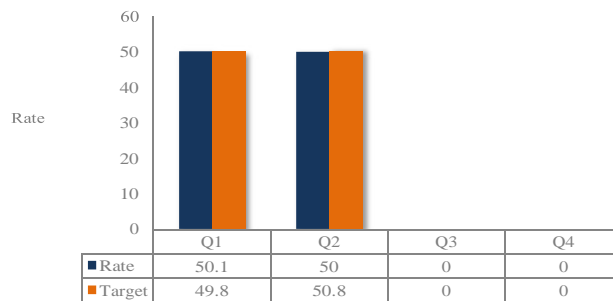
Rate
Quarter 2 September 2022



50.8

Rate
Target for September 2022

Number of Children in Care per 10,000 under 18s



About the latest performance

Performance in 2021/22 - Q1: 47.2, Q2: 47.5, Q3: 48.8, Q4: 49.9

This measure continues to achieve target; however, this target has been revised upward in comparison to recent years to take into account the effects of the National Transfer Scheme and the number of children in care per 10,000 remains at a relatively high level compared to recent years. However, in quarter 2 the number of CiC leavers has increased slightly above the number of CiC starters, so the rate per 10,000 has dropped a little of late. The recent growth in numbers is attributable to the Council's safeguarding responsibilities and is partly attributable to the number of unaccompanied asylum-seeking children that have arrived as part of the new temporary mandated National Transfer Scheme. The expectation is that Lincolnshire will take a maximum of 103 children which equates to 0.07% of the general child population and therefore there continues to be a likely impact of growth going forward. Despite the recent growth and the potential for future increase there continues to be an emphasis on prevention from children coming into care and exit planning from the care system where it can be achieved. However, even with the increase, the Lincolnshire number of Children in Care (CiC) per 10,000 remains significantly below the most recent published figures both nationally and by our statistical neighbours (67 per 10,000 and 63.4 per 10,000 respectively as of 31st March 2021).

About the target

The target has increased this year, due to the increases in the National Transfer Scheme. The unsettling situation in the Ukraine may impact and the increasing number of children who are presenting with more complex needs.

About the target range

The target varies per quarter to take into account variances in the projected Children in Care cohort throughout the year. The tolerance allows for the number of Children in Care to vary by approximately -35 children and +70 children either side of the target each quarter.

Anything above or below this number would be flagged, indicating a significant variance from the current position.

About benchmarking

Comparator information is available.



Healthy and Safe

Children are Healthy and Safe

Stability of placements of Children in Care : Number of moves

Percentage of Children in Care with three or more placements



Achieved

5.0

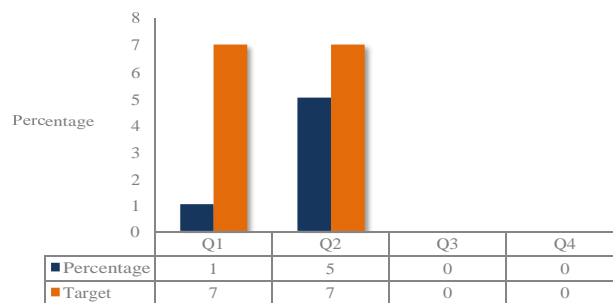
Percentage
Quarter 2 September 2022



7.0

Percentage
Target for September 2022

Stability of placements of Children in Care :
Number of moves



About the latest performance

Performance in 2021/22 - Q1: 0, Q2: 2, Q3: 6, Q4: 9

This is a cumulative indicator identifying those children who experience 3 placement moves. The target remains a challenge, albeit is within the target range. Our performance is generally better than other East Midland authorities where an average of 8% of children in care experienced 3 placement moves in a year. At this stage performance remains good, however, this may change at year end. The first half of the year's performance is promising, however there remain ongoing challenges in respect of placement availability, resources, and suitability of matching some children with the right fostering household/provision. Whilst placement availability has gradually increased post pandemic with most carers returning to assume this volunteer role, there continue to be some foster carers/providers who are unable to take additional placements owing to their existing commitments. The value of matching children to the most appropriate carer remains a priority in promoting and maintaining placement stability and improving outcomes for all children in care.

About the target

Target has increased by 1%. Performance at the end of 2021/22 was 9%, the same as the most recently published national figure. There has been an increase in children entering care with complex needs, which has led to an increase in the number of placements.

About the target range

Achieving the upper tolerance level should put LCC's position within the top quartile nationally. Comparative performance within our statistical neighbours was 8%. Anything within the target range should be shown as a significant improvement over last year.

About benchmarking

We can compare ourselves both nationally and with similar authorities on an annual basis



Healthy and Safe

Children are Healthy and Safe

Stability of placements of Children in Care: length of placement

Percentage of Children in Care in the same placement for at least two years



Achieved

70.3

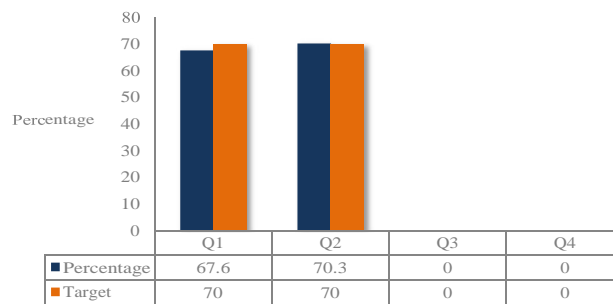
Percentage
Quarter 2 September 2022



70.0

Percentage
Target for September 2022

Stability of placements of Children in Care:
length of placement



About the latest performance

Performance in 2021/22 - Q1: 69.7%, Q2: 73%, Q3: 68.8%, Q4: 65.6%

Current performance has met the targets set.

About the target

Target has been reduced to take into account the current performance.

About the target range

Tolerances for this measure take into account the current performance.

About benchmarking

We can compare ourselves both nationally and with similar authorities on an annual basis



Healthy and Safe

Children are Healthy and Safe

Children in Care cases which were reviewed within required timescales

Percentage of Children in Care cases that have been reviewed within timescales



Achieved

99.5

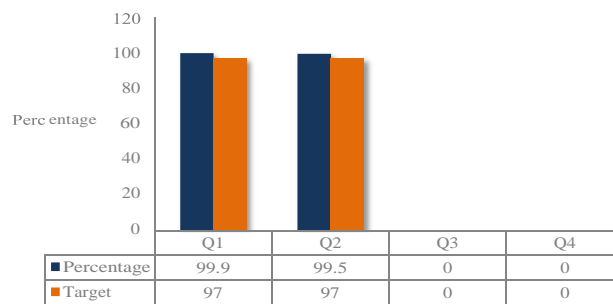
Percentage
Quarter 2 September 2022



97.0

Percentage
Target for September 2022

Children in Care cases which were reviewed within required timescales



About the latest performance

Performance in 2021/22 - Q1: 99.4%, Q2: 99.6%, Q3: 99.9%, Q4: 99.5%

Current performance has met the targets set.

About the target

Target remains at 97% to take into account current performance.

About the target range

As the target is 95%, an upper value of 4.5% has been set.

A lower value of 95% has been set to highlight any performance lower than 95%

About benchmarking

We can compare ourselves both nationally and with similar authorities on an annual basis



Healthy and Safe

Children are Healthy and Safe

Participation of Children in Care in reviews

Percentage of Children in Care who participated in their reviews



Not achieved

94.6

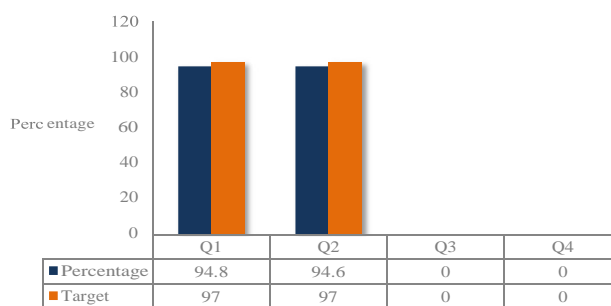
Percentage
Quarter 2 September 2022



97.0

Percentage
Target for September 2022

Participation of Children in Care in reviews



About the latest performance

Performance in 2021/22 - Q1: 96%, Q2: 97.8%, Q3: 96.7%, Q4: 96.6%

This is a cumulative measure that builds throughout the year. Whilst performance appears to continue below target this quarter work has been undertaken to amend the recording errors on Mosaic and these were completed in early October, so the measure should show an improvement next quarter and will meet target tolerance going forward.

About the target

Target remains at 97% to take into account current performance.

About the target range

As the target is 95%, an upper value of 4.5% has been set.

A lower value of 95% has been set to highlight any performance lower than 95%

About benchmarking

We can compare ourselves both nationally and with similar authorities on an annual basis

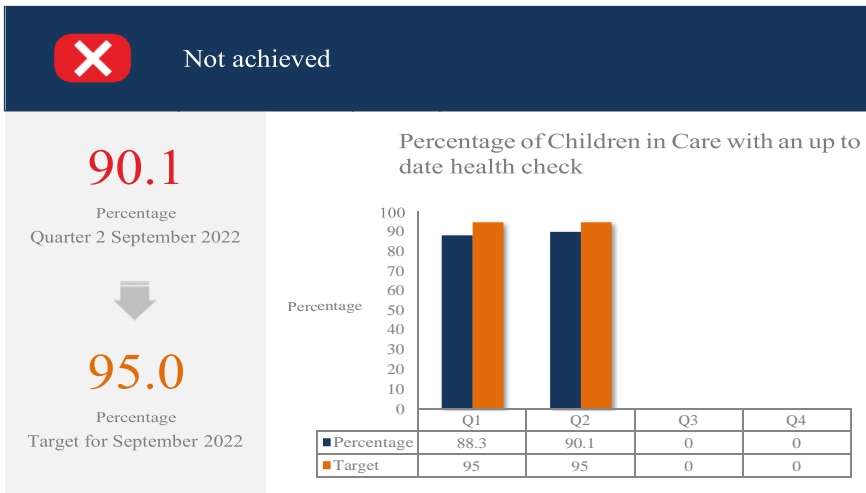


Healthy and Safe

Children are Healthy and Safe

Percentage of Children in Care with an up to date health check

Percentage of Children in Care with an up to date health check record



About the latest performance

Performance in 2021/22 - Q1: 93.7%, Q2: 93.3%, Q3: 95.1%, Q4: 91.8%

The Covid Pandemic has had less negative impact on this area of the children's health than dental care and the immunisation programme. However, the number of children in care has increased and there is evidence of more young people (16/17 age range) exercising their right to refuse an assessment. There have been a number young people in this age range becoming looked after and generally they are not committed to accessing their health assessment.

The Children in Care Teams continue to encourage and promote health assessments with their young people but have to accept their right to refuse.

There has been a lot of activity to improve the timeliness of Initial Health Assessment, however there are still challenges due to the availability of GP appointments across the county. Where there appears to be a particularly long wait for an appointment the nurses are telephoning the carers to undertake a triage to identify to ensure that there are no significant areas of concern/worry that need to be addressed urgently. However, this does not replace the health assessment which is still completed by the GP.

About the target

Remain as previous year, tolerance allows performance to be in line with this year's performance.

About the target range

An upper tolerance of 4.5% has been set. This would mean that if all checks were done within timescale we would have achieved an excellent outcome, which would be shown as better than target.

A lower tolerance of 2% has been set to allow for under performance. Data from the last two years shows achieving 93% is very achievable and performance has not often fallen below this marker.

About benchmarking

We can compare ourselves both nationally and with similar authorities on an annual basis



Healthy and Safe

Children are Healthy and Safe

Percentage of Children in Care with an up to date dental check

Percentage of Children in Care with an up to date dental check



Not achieved

72.5

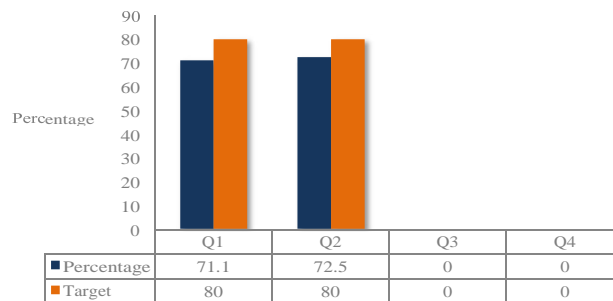
Percentage
Quarter 2 September 2022



80.0

Percentage
Target for September 2022

Percentage of Children in Care with an up to date dental check



About the latest performance

Performance in 2021/22 - Q1: 59.2%, Q2: 65.1%, Q3: 71.5%, Q4: 73.5%

This measure continues to improve and is now sitting at 72.5% which is a slight increase from Q1 but remains below the target of 95%. This is due to the ongoing increased difficulties in children being able to register with a National Health Service Dentist which has been the case for several years now. Many Dentists have made the decision to only provide private dentistry thereby impacting on the number of NHS practices available. This, coupled with the impact of the COVID19 Pandemic has impacted significantly on the number of Children in Care with an up to date dental check.

Access to NHS dentistry is a national issue and the availability of dentists across the county continues to impact on our ability to ensure that all children in care have regular dental checks. Efforts continue to be made to ensure that all children in care are registered with a dentist and dentists are working to ensure that dental checks are being completed. It is likely to take some more time to deal with the backlog of appointments, however, children are able to access emergency dental treatment when required.

About the target

Target has been reduced to 80% to take into account current performance.

About the target range

An upper tolerance of 5% has been set. This would mean that if all checks were done within timescale we would have achieved an excellent outcome, which would be shown as better than target.

A lower tolerance of 5% has been set to allow for under performance.

About benchmarking

We can compare ourselves both nationally and with similar authorities on an annual basis



Healthy and Safe

Children are Healthy and Safe

Percentage of Children in Care with an up to date routine immunisations

Percentage of Children in Care with an up to date routine immunisations recorded



Not achieved

69.0

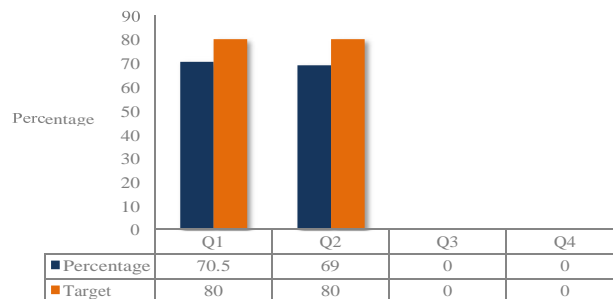
Percentage
Quarter 2 September 2022



80.0

Percentage
Target for September 2022

Percentage of Children in Care with an up to date routine immunisations



About the latest performance

Performance in 2021/22 - Q1: 78.6%, Q2: 79.3%, Q3: 76.2%, Q4: 76.4%

The percentage of Children in Care with up to date routine immunisations continues to be impacted by factors such as the Covid Pandemic and an increase in Immunisation team workload due to all males now being offered the HPV and all of the school population being offered the COVID19 boosters and flu immunisations. However, closer inspection of the records of children listed as not having their routine immunisations also indicates that there are delays with updating immunisation records at Lincolnshire County Council at present. The Council records are updated from the records of Lincolnshire Community Health Services, which are showing a higher rate of immunisations for the same cohort. The numbers shown at present therefore do not give an accurate reflection of the current percentage of routine immunisations that have taken place. Work is currently underway to expedite updating of Lincolnshire County Council systems, following which the performance for this measure is expected to improve significantly.

About the target

Target has been reduced to 80% to take into account current performance.

About the target range

An upper tolerance of 5% has been set. This would mean that if all checks were done within timescale we would have achieved an excellent outcome, which would be shown as better than target.

A lower tolerance of 5% has been set to allow for under performance.

About benchmarking

We can compare ourselves both nationally and with similar authorities on an annual basis



Healthy and Safe

Children are Healthy and Safe

Children in Care Living within a Family Environment

Percentage of Children in Care Living within a Family Environment



Achieved

79.2

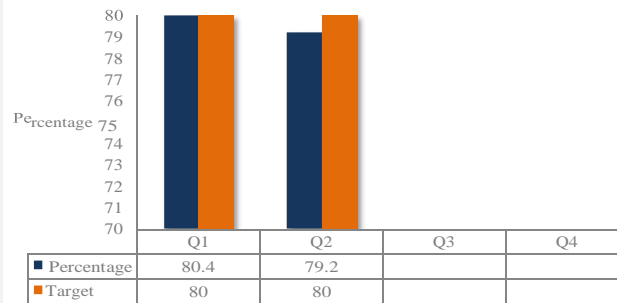
Days
Quarter 2 September 2022



80

Days
Target for September 2022

Children in Care Living within a Family Environment



About the latest performance

Performance in 2021/22 - Q1: 78.5%, Q2: 79.7%, Q3: 80%, Q4: 79.7%

The target for 2022-23 reporting has increased from 74% to 80% (with a tolerance range of 77%-82%), and therefore, at 79.2%, this PI has still achieved the higher target. For many children in care, a family placement is deemed the most suitable means of offering care and maintaining children within their family networks. The Council continue to explore enabling children and young people to remain within their family or extended network if they cannot, for whatever reason, live with their parents.

About the target

Target has increased, due to performance remaining above target for the previous year

About the target range

We aim to have the majority of our children in care placed within a family environment where appropriate. Anything above 82% is worthy of celebration and anything below 77% needs to be addressed with actions.

About benchmarking

Benchmarking data is not available due to the measure being a local measure



Learn and Achieve

Learn and Achieve

Percentage of Children in Care with a Personal Education Plan

Percentage of Children in Care with a Personal Education Plan



Achieved

100.0

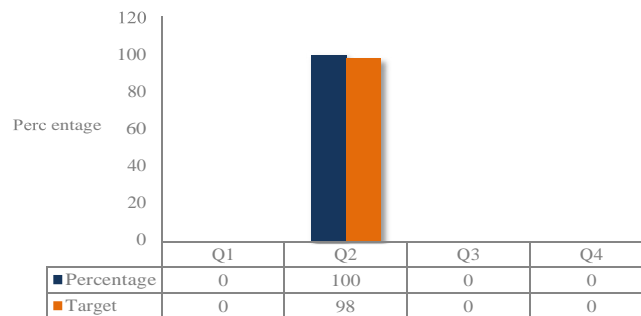
Percentage
Quarter 2 September 2022



98.0

Percentage
Target for September 2022

Percentage of Children in Care with a Personal Education Plan



About the latest performance

Performance in 2021/22 - Q1: N/A, Q2: 99.5%, Q3: 99%, Q4: 99%

Current performance has met the targets set. Data reported following the three school terms throughout the year. Q2 reports Summer Term data (April- July).

About the target

Target remains at 98%, reliability of the EPEP system and timely notification of Virtual school should see the performance being reached.

About the target range

Lower tolerance is set to 2% below the target which would represent poor performance. The tolerance range reflects the need for emergency placements out of county/in county for a small proportion of children in care.

About benchmarking

We can compare ourselves both nationally and with similar authorities on an annual basis.



Ready for Adult Life

16-17 year old Children in Care who are participating in Learning

This measures young people recorded as being Children in Care participating in learning at the end of the reporting period and will not take into consideration the length of time that they have been in local authority care.

Numerator: Number of Children in Care participating in learning at the end of the reporting period.

Denominator: Number of Children in Care at the end of the reporting period.

The percentage is calculated as follows: Numerator divided by the denominator multiplied by 100. The parameters of this measure were previously defined as recording 16-18 year old Children in Care participating in learning. As of Q1 2017/18 onwards, the Department for Education no longer require monitoring of children aged 18, and so the measure has been amended accordingly, restricting data provision to 16-17 year old Children in Care only. A higher percentage of Children in Care participating in learning indicates a better performance.



Achieved

73.3

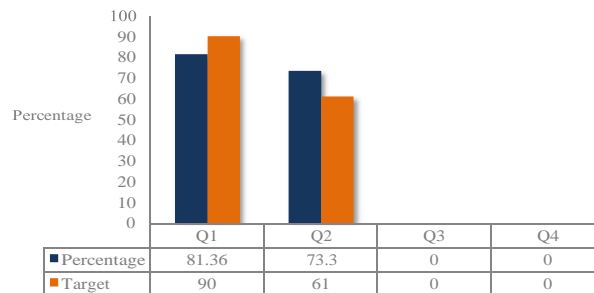
Percentage
Quarter 2 September 2022



61.0

Percentage
Target for September 2022

16-17 year old Children in Care who are participating in Learning



About the latest performance

Performance in 2021/22 - Q1: 86.3%, Q2: 51.3%, Q3: 74.8%, Q4: 81%

The performance is currently showing as better than/exceeding the Q2 target and at 73.3% is showing an improvement on Q2 last year (51.3%). Improved tracking and monitoring of the participation of our Y/P has likely had some impact here. Also, the hard work of the Virtual School, carers and social workers in supporting YP to visit colleges and other providers is also likely to have supported this improvement. All of our 16 and 17 year olds are supported by the Virtual School through the Personal Education Planning Process. This brings social workers, carers and providers together to focus on educational need and ensures that our young people are supported appropriately while participating in learning. We are currently working to support those currently not participating in learning to ensure that they can access therapeutic support and/or appropriate educational opportunities when they are ready to do so.

About the target

Target remains the same as the previous year. Q2 & Q3 targets lower to allow for the expected dip at this time of year due to September being the start of the tracking process

About the target range

The target range is set at a level to allow for 2 percentage points above the target and 5 percentage points below the target.

About benchmarking

Benchmarking information is not available for this cohort



Ready for Adult Life

Care Leavers in Suitable Accommodation

A care leaver is a young person who reaches the age of 18 who had been in local authority care.

Numerator: Number of care leavers turning 19 years of age in the year who are living in accommodation deemed as "suitable".

Denominator: Number of care leavers turning 19 years of age in the year.

The percentage is calculated as follows: Numerator divided by the denominator multiplied by 100. A higher percentage of care leavers in suitable accommodation indicates a better performance.



Achieved

93.5

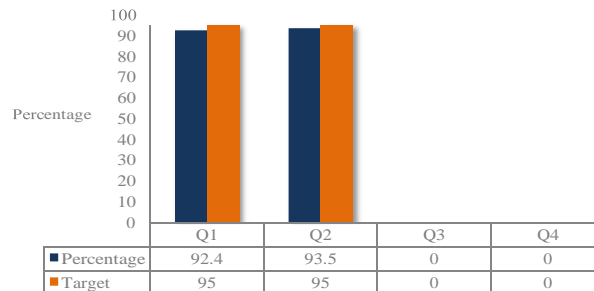
Percentage
Quarter 2 September 2022



95.0

Percentage
Target for September 2022

Care Leavers in Suitable Accommodation



About the latest performance

Performance in 2021/22 - Q1: 95.5%, Q2: 96.5%, Q3: 94.8%, Q4: 93.7%

Ordinarily the proportion of young people in suitable accommodation for 19-, 20- and 21-year-olds runs at between 94% and 95%.

The definition of the suitability of accommodation is very strict, and whilst the definition would deem some of the accommodation options unsuitable, the young person might be making an informed choice (as an adult) about where they live and how they live. For example, the monthly tracker identified 3 young people who are choosing to live with friends and sleep on their sofa. This is deemed unsuitable, but the decision to live on a friends sofa is the informed choice of the young person. We also know of one young person who choosing to live in a caravan on their ex foster carers drive way. This is by mutual agreement and the young person is very happy there living close to her support network. This is still deemed as unsuitable.

In addition to the above, custody is also always deemed unsuitable. Ironically, being in custody qualifies as being in education training and employment but is deemed as unsuitable accommodation. The numbers of young people in custody affect this figure and is beyond our control. Lincolnshire has 6 young people in custody, one of which is serving a life sentence.

Lincolnshire has no homeless young people. Everyone has a form of accommodation of their choosing, and if it is deemed unsuitable, each young person is offered support and options to take should they wish to.

The Corporate Parenting Manager monitors unsuitable accommodation on a case by case basis every month

About the target

We have performed consistently higher than our previous years target. We have increased it to the upper target range from this last year and adjusted our target range as appropriate.

About the target range

The lower target has been set at the 25% quartile. Meaning if we fall below this we will not be in the top 25% of authorities. The upper target has been set 5% above this.

About benchmarking

Benchmarking information is available.



Ready for Adult Life

Ready for Adult Life

Care Leavers in Education, Employment or Training

The number of care leavers turning 19 years of age in the year who are in either Education, Employment or Training



Achieved

56.0

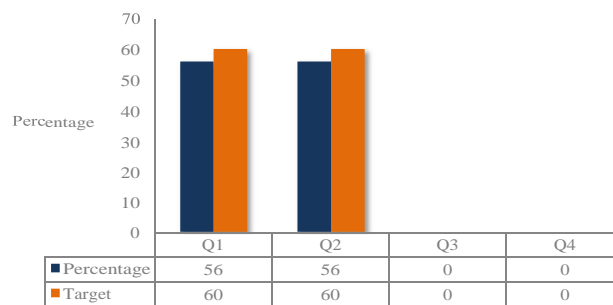
Percentage
Quarter 2 September 2022



60.0

Percentage
Target for September 2022

Care Leavers in Education, Employment or Training



About the latest performance

Performance in 2021/22 - Q1: 53%, Q2: 51%, Q3: 52.3%, Q4: 53.1%

Current performance has met the targets set.

About the target

Target reduced to 60% this is based on both recent performance and in comparison, with other local authorities nationally.

About the target range

Tolerances for this measure take into account the current performance.

About benchmarking

We can compare ourselves both nationally and with similar authorities on an annual basis